

GCL- NT10/72GDF



555-595 W

**Bifacial Dual Glass
Monocrystalline Module**

595W

Maximum Power Output

23.0%

Maximum Module Efficiency

0~+5W

Power Output Guarantee



GCL Delivers Reliable Performance Over Time

- World-class manufacturer of crystalline silicon photovoltaic modules
- Fully automatic facility and world-class technology
- Rigorous quality control to meet the highest standard: ISO 9001, ISO 14001 and ISO 45001
- Tested for harsh environments (salt mist, ammonia corrosion and sand blowing test: IEC 61701, IEC 62716, DIN EN 60068-2- 68)
- Long term reliability tests
- 2x100% EL inspection ensuring defect-free modules



High conversion efficiency due to top quality wafers and advanced cell technology



Ideal choice for large scale ground installation

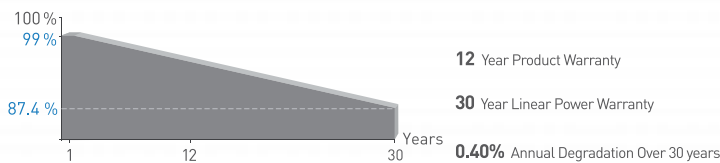


N type technology: The N-type module has better reliability and lower LID/LETID



Additional safety, Fire class A certified

Linear Performance Warranty



Selected encapsulating material and stringent production process control ensure the product is highly PID resistant and snail trails free



Sand blowing test, salt mist test and ammonia test passed to endure harsh environments

* Please refer to GCL standard warranty for details

Additional Insurance Backed by Swiss RE

* Please refer to GCL for details



Electrical Specification (STC*)

Maximum Power	Pmax(W)	555	560	565	570	575	580	585	590	595
Maximum Power Voltage	Vmp(V)	42.75	42.95	43.15	43.35	43.56	43.75	43.95	44.15	44.35
Maximum Power Current	Imp(A)	12.98	13.04	13.09	13.15	13.20	13.26	13.31	13.37	13.42
Open Circuit Voltage	Voc(V)	51.14	51.29	51.44	51.60	51.75	51.90	52.05	52.20	52.35
Short Circuit Current	Isc(A)	13.71	13.77	13.83	13.89	13.95	14.01	14.07	14.13	14.19
Module Efficiency	(%)	21.5	21.7	21.9	22.1	22.3	22.5	22.6	22.8	23.0
Power Output Tolerance	(W)									0~+5

* Irradiance 1000W/m², Cell Temperature 25°C, Air Mass 1.5

Electrical Specification (NMOT*)

Maximum Power	Pmax (W)	417.6	421.1	425.2	428.9	432.9	436.6	440.3	444.1	447.9
Maximum Power Voltage	Vmp (V)	40.15	40.34	40.53	40.73	40.92	41.11	41.30	41.50	41.70
Maximum Power Current	Imp (A)	10.40	10.44	10.49	10.53	10.58	10.62	10.66	10.70	10.74
Open Circuit Voltage	Voc(V)	48.57	48.72	48.86	49.01	49.15	49.30	49.45	49.60	49.75
Short Circuit Current	Isc (A)	11.06	11.11	11.16	11.21	11.26	11.31	11.36	11.41	11.46

* Irradiance 800W/m², Ambient Temperature 20°C, Wind Speed 1m/s

Electrical characteristics with different power bin (reference to 10% Irradiance ratio)

Maximum Power	Pmax (W)	599.4	604.7	610.1	615.6	621.2	626.5	631.6	637.5	642.6
Maximum Power Voltage	Vmp (V)	42.75	42.95	43.15	43.35	43.56	43.75	43.95	44.15	44.35
Maximum Power Current	Imp (A)	14.02	14.08	14.14	14.20	14.26	14.32	14.37	14.44	14.49
Open Circuit Voltage	Voc(V)	51.14	51.29	51.44	51.60	51.75	51.90	52.05	52.20	52.35
Short Circuit Current	Isc (A)	14.81	14.87	14.94	15.00	15.07	15.13	15.20	15.26	15.33

Irradiance ratio (rear/front) 10%

Mechanical Data

Number of Cells	144 Cells (6×24)
Dimensions of Module L*W*H (mm)	2278×1134×30mm (89.68×44.65×1.18 inches)
Weight (kg)	32.7kg
Front Side Glass	2.0mm (0.08 inches), Anti-Reflection Coating
Back Side Glass	2.0mm (0.08 inches), Heat Strengthened Glass
Frame	Silver, anodized aluminium alloy
J-Box	IP68 Rated
Cable	4.0mm ² , Portrait: +400/-200mm length can be customized
Number of diodes	3
Wind/ Snow Load	2400Pa/ 5400Pa*
Connector	MC Compatible
Bifaciality	80±5%

* For more details please check the installation manual of GCLSI

Temperature Ratings

Nominal Module Operating Temperature(NMOT)	45±2°C
Temperature Coefficient of Isc	+0.045%/°C
Temperature Coefficient of Voc	-0.25%/°C
Temperature Coefficient of P _{MAX}	-0.29%/°C

Maximum Ratings

Operational Temperature	-40~+85°C
Maximum System Voltage	1500V DC
Max Series Fuse Rating	30A

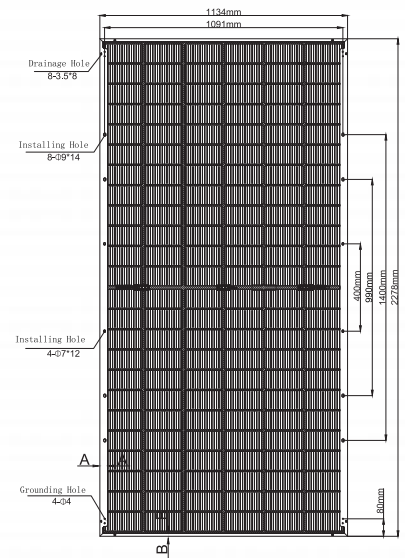
Optional

Connector: Original MC4

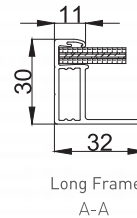
Packaging Configuration

Module per box	36 pieces
Module per 40' container	720 pieces

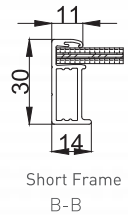
Module Dimension



Back View

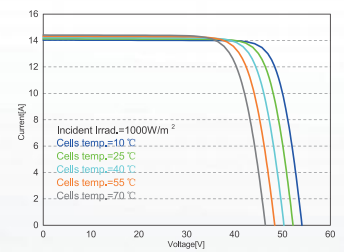


Long Frame A-A

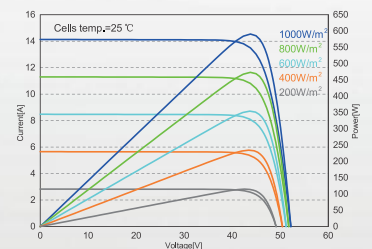


Short Frame B-B

I-V Curve at Different Temperature (595W)



I-V/P-V Curve at Different Irradiation (595W)



CAUTION: READ INSTALLATION MANUAL BEFORE USING THE PRODUCT

Contact Us for More Information

website: www.gclsi.com email: gclsisales@gclsi.com

